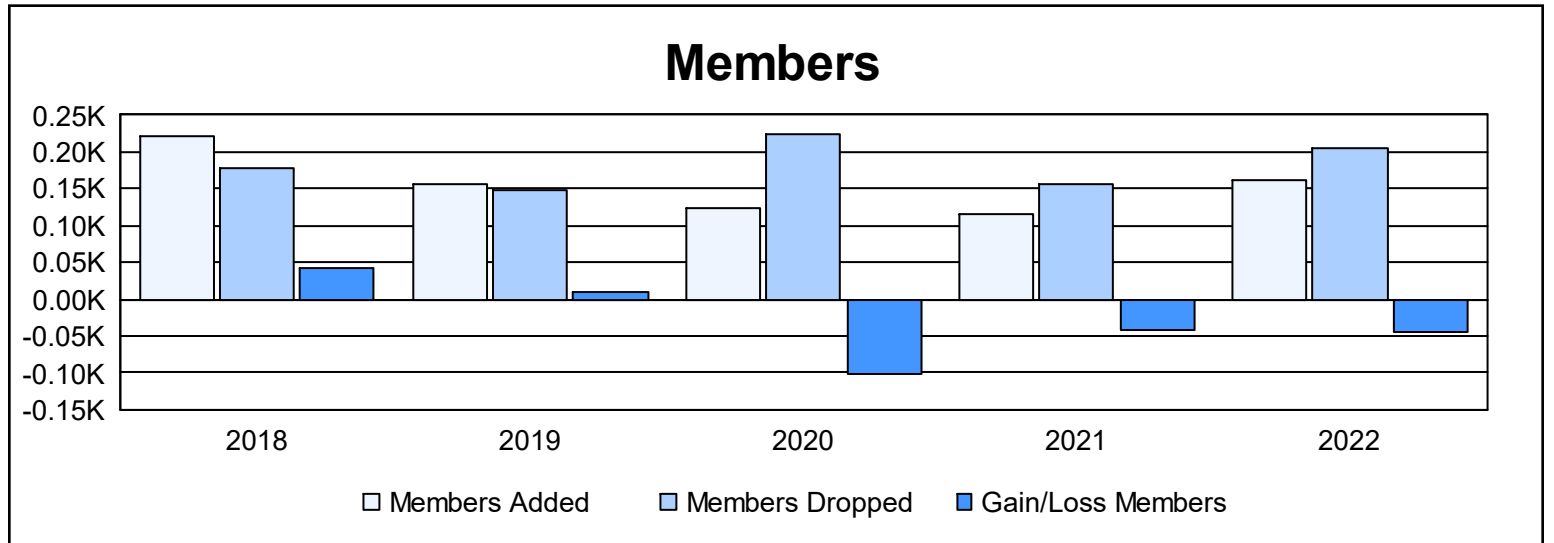
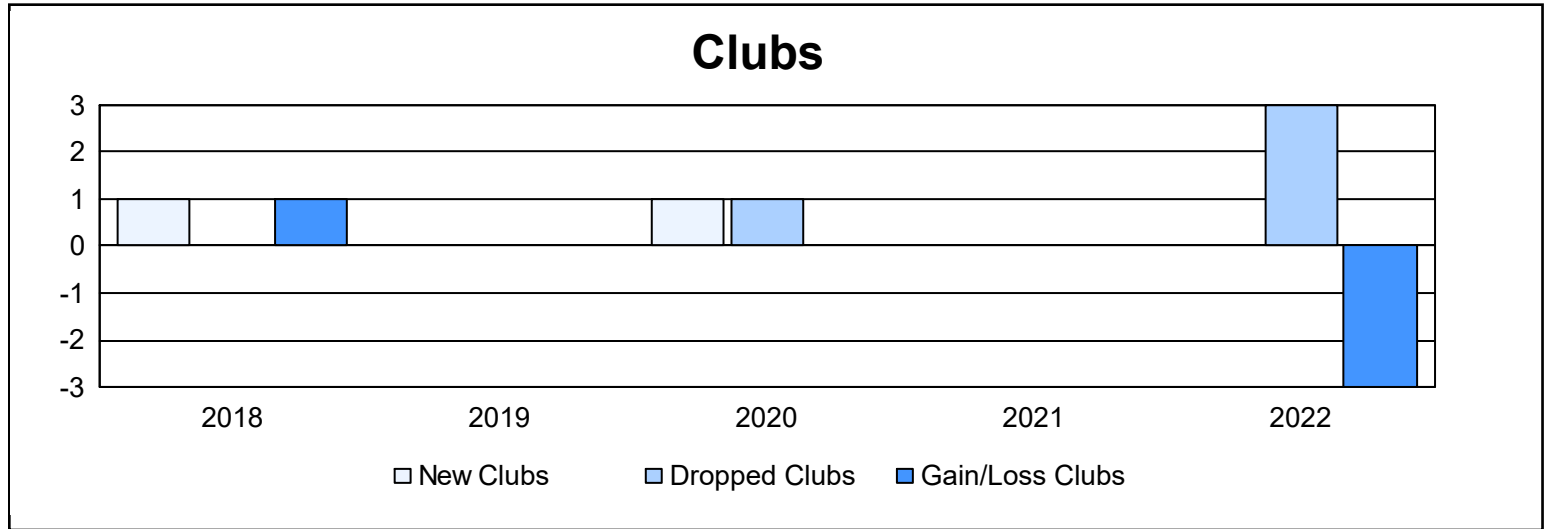
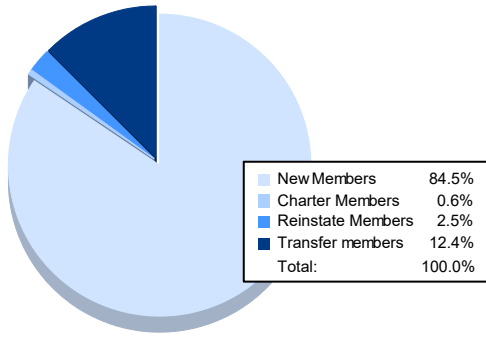


Year	New Clubs	Dropped Clubs	Gain/ Loss Clubs	New Members	Charter Members	Reinstate Members	Transfer Members	Total Member Added	Total Members Dropped	Gain/ Loss Members
2017-2018	1	0	1	150	50	6	15	221	178	43
2018-2019	0	0	0	144	0	8	5	157	148	9
2019-2020	1	1	0	78	23	12	10	123	224	-101
2020-2021	0	0	0	85	6	13	11	115	157	-42
2021-2022	0	3	-3	136	1	4	20	161	206	-45
<b>Average</b>	<b>0</b>	<b>1</b>	<b>0</b>	<b>119</b>	<b>16</b>	<b>9</b>	<b>12</b>	<b>155</b>	<b>183</b>	<b>-27</b>



### Membership Composition June 2022 Cumulative



### Gender Composition June 2022 Cumulative

